

Nothing. Almost

Skjarov, Helena

Supplement / Prilog

Publication year / Godina izdavanja: **2020**

Permanent link / Trajna poveznica: <https://urn.nsk.hr/urn:nbn:hr:116:023320>

Rights / Prava: [In copyright](#)/[Zaštićeno autorskim pravom.](#)

Download date / Datum preuzimanja: **2025-01-25**



Repository / Repozitorij:

[Academy of Music University of Zagreb Digital Repository - DRMA](#)



Helena Skljarov

Nothing. Almost

Images for vocals, instruments and electronics

2020.

Instrumentation:

Flute (3) (2nd also picc.)

Oboe (1)

Clarinet in B (2)

Soprano Saxophone (1)

Bassoon (2)

Horn in F (4)

Trumpets (3) (in B, 1st also in C)

Trombone (2)

Bass Trombone (1)

Tuba (1)

Timpani (4)

Marimba (5 octaves)

Bass Drum

Temple Blocks (2 sets)

Crotales

Cymbals

Wind chimes

Cow bell (2)

Brake drum (1)

Bongos (2)

Ratchet

Cabasa

2 percussionists

Harp

Soprano (1)

Alto (1)

Tenor (1)

Bass (1)

Violin I (6)

Violin II (4)

Viola (4)

Violoncello (4)

Double Bass (4)

2 Actors

Electronics

Nothing. Almost

Images for vocals, instruments and electronics

Overture

I. Puskin

II. Anegdote

III. Marriage

IV. Optical Illusion

V. Room

VI. Red haired Man

Tumač simbola, notacije i način čitanja partiture:¹

I. Općeniti simboli/način notiranja

1.  Nastaviti svirati *simile* ili ponavljati uokvirene modele

Primjer:  - ponavljati ove tonove


2.  Svirati postepeno sve brže

Primjeri:  -sve brže svirati skupinu nota

use randomly this elements

 -sve brže ponavljati modele (elemente)

3.  Izgled note za najviši mogući ton

4.  Kosa linija uz skupinu nota: izvesti što je brže moguće;

primjenjivo kod različitih efekata -> Key clicks



5.  Izgled notne glave kada tonska visina NIJE relevantna; radi se o određenom efektu koji je uvijek pobliže objašnjen u partituri.

Najčešće korištenje:




klarinet – *slap tongue*

vokali – perkusivni efekti

gudači – udarac po instrumentu

(vidi opširnije o ovoj oznaci u tumaču simbola za određenu izvođačku skupinu)

6.  Udarac nogom u pod. Kod što bržeg "bubnjanja" po podu s obje noge, koristi

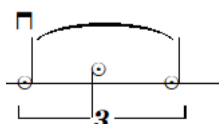
se ista notacija uz *tremollo* ili:



II. Puhački instrumenti

▣ Oznaka za izdah

∨ Oznaka za udah



Ovakav izgled notnih glava (često se pojavljuju u sklopu sistema na jednoj liniji) označuje stvaranje efekta vjetra ili disanja (*air sound*) (u primjeru je ispuhivanje zraka na drugoj noti jače kako bi se dobio "viši zvuk")

¹ Uz navedene simbole, pratiti verbalne upute u partituri!



U prethodnom primjeru radi se o izdah, a u ovoj varijanti o izmjeni *izdah-udah-izdah*



Isti efekt, ali u sistemu s pet crta. Uz zvuk zraka, trebaju se čuti određene tonske visine. Na prvoj dobi u drugom taktu primjera više se ne koristi *air sound*



"Glisirajuće" korištenje *air sound*-a, slobodno



Uzlazni *air*-glissando

Kao dodatni indikator koliko se koristi čistog zvuka, a koliko zvuka zraka, u partituri će se ponekad iznad određenog sistema pojaviti slijedeće oznake:



- prva označava isključivo efekt zraka/disanja, posljednja čisti ton, a između su kombinacije



Izgled notne glave koja se uvijek nalazi u sistemu s jednom crtom. Označava proizvodnju zvuka bez korištenja instrumenta. Detalji su naznačeni u partituri. Nekoliko primjera:



Izdah – Uдах – Izdah




Zviždanje ("fućkanje")


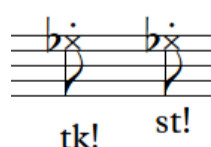
III. Vokalne dionice

□ Oznaka za izdah

∨ Oznaka za udah



Ovakav izgled notnih glava znači da smještaj nota u crtovlju nije bitan (odnosno apsolutne tonske visine). U prvom primjeru radi se o disanju (pratiti odgovarajuće oznake za izdah i udah), a u drugom o proizvođenju određenih zvukova (tonske visine u drugom primjeru bliske su tonskim visinama koje su se ranije koristile; moguće je izvoditi upravo te visine, no to nije nužno; ovdje je naglasak na "ritamskom efektu")



Uzvik i glissando iz najvišeg registra prema dolje (posljednja tonska visina nije definirana)

Oznake za potpuno zatvoreno, poluotvoreno/poluzatvoreno i potpuno otvoreno grlo/puni glas



(♪)

U uvertiri: oznaka za izrazito brzo izgovaranje teksta. Ukoliko je nejasno, iznad crtovlja dodano je ukupno trajanje izgovaranja u ritamskoj jedinici. Tekst ne treba biti razumljiv; u ovim situacijama često je ispisano više teksta nego što je doista moguće izgovoriti.

odin ryzhy chelovek,
u kotorogo ne bylo

Od takta 79 u uvertiri, ovi se dijelovi izvode isključivo šaptom:

(o)
whisper

Govorit' on ne mog, tak kak u nego ne bylo rta. Nosa tozhe u nego ne bylo. U nego ne bylo dazhe ruk i nog.

Postoji nekoliko sistema u kojima su zapisane vokalne dionice: sistem s 5 crta ("klasičan" zapis), 3 crte i jednom crtom. Materijal zapisan na jednoj crti sastoji se isključivo od specifičnih efekata ili govora (poput prethodnog primjera). Svaki od njih objašnjen je u partituri. Materijal zapisan u 3 crte čita se ovako:

- Najviša crta – vika/visoki registar
- Srednja crta – govor/srednji registar
- Najniža crta – šapat/tiha dinamika

IV. Gudački instrumenti

Efekt distorzije postignut jakim pritiskom na žicu (*overpressure*). U prikazu se postepeno uvodi na duljoj notnoj vrijednosti. Moguć je u kratkom notnom trajanju:



Način notiranja na jednoj liniji: linija označava konjić, prostor iznad nje predstavlja prostor iznad konjića, a ispod linije predstavlja prostor ispod konjića. Pri prvom pojavljivanju ovakvog sistema pojavljuje se grafička shema gudačkog instrumenta kojom je ovo prikazano:



Nekoliko primjera načina izvođenja napisanih u ovom sistemu:

Okomiti (uzdužni) potezi gudalom po instrumentu, kao iz *sul pont.* u *sul tasto*. Preporuča se korištenje najnižih žica.

Najviši mogući ton na najvišoj žici *sul tasto- sul ponticello – sul tasto*


Glisiranje uz *tremollo* od sviranja direktno na konjiću do iznad konjića uz postepeno pojavljivanje distorzije. Zatim kratak distorzivni zvuk iza konjića.

 Tremollo iza konjića


col legno batutto Glisiranje uz sviranje drugom stranom gudala (*jeté + col legno batutto*). Glisiranje rukom i istovremeno sviranje od pozicije *sul ponticello* do *sul tasto*. Preporučuje se korištenje dvije najviše žice.²



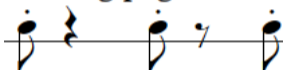
Ponekad su izmjene iza i ispred konjića toliko brze da je grafički nespretno neprestano mijenjati sistem s pet linija na jednu i obrnuto. U slučaju sviranja iza konjića u sistemu od pet linija, u partituri će se nalaziti komentar ili će način notacije biti ovakav (primjer iz II. broja, violončelo):


 Prekrižena notna glava u sistemu s pet linija – svirati iza konjića


Na jednoj crti ponekad se pojavljuju i efekti koji nisu vezani uz sviranje: njihove oznake nalaze se u partituri. Primjeri:


 Udarac po instrumentu


turning pages!

 Okretanje stranica u zadanom ritmu (odnosno "otvaranje i zatvaranje" jednog preklopljenog papira)

 noise with paper
Proizvoditi zvuk papirom, npr. njegovim gužvanjem.

 Oznaka "munje" na noti: izrazito brzi vibrato velikog raspona oko zadane tonske visine; na granici s *glissandom*. Moguć i istovremeno s pojavom *gliss.*:



 Oznaka za "blokiranje" (prigušene) žice (*muted strings*)

V. Način izvođenja u odnosu na mjeru

Senza misura:

Trajanje određenog dijela naznačeno je u sekundama iznad partiture.

U slučaju da se radi isključivo o govoru određenog pjevača/glumca ili njihovom međusobnom razgovoru, sekunde nisu navedene.

Quasi senza misura:

Ponekad se odnosi na sve, a ponekad na određene instrumente. Čest način notiranja je korištenje isključivo notnih glava bez notnog vrata. Svirač tada izvodi zadane tonove prema njihovom okvirnom razmještanju u taktu. Linije nakon tonova (kao u primjeru) označuju da tonovi moraju biti držani do pojave idućega. U slučaju da se ova notacija pojavi kod grupe instrumenata (npr. 3 flaute, 6 I. violina) NEPOŽELJNO JE pokušavati svirati tonove u isti trenutak kao i ostali svirači iz skupine. Ideja je dobiti pretapanje tonova, efekt "jeke" okvirnim sviranjem.



² U ovim situacijama daje se prednost dobivanju određenog/opisanog zvučnog efekta pred izborom žica na kojoj se svira. Ovo ponekad ovisi od svirača do svirača i poželjan je njegov izbor uz sugestiju dirigenta.

Tekstovi korišteni u skladbi³:

Overture

Был один рыжий человек, у которого не
было глаз и ушей. У него не было и волос,
так что рыжим его называли условно.
Говорить он не мог, так как у него не
было рта. Носа тоже у него не было.
У него не было даже рук и ног. И живота
у него не было, и спины у него не было, и
хребта у него не было, и никаких внутреннос-
тей у него не было. Ничего не было! Так что
не понятно, о ком идет речь.
Уж лучше мы о нем не будем больше говорить.

(tekst je u skladbi ispisan latinicom):

Byl odin ryzhiy chelovek, u kotorogo ne
bylo glaz i ushey. U nego ne bylo i volos,
tak chto ryzhim yego nazyvali uslovno.
Govorit' on ne mog, tak kak u nego ne
bylo rta. Nosa tozhe u nego ne bylo.
U nego ne bylo dazhe ruk i nog. I zhivota
u nego ne bylo, i spiny u nego ne bylo, i
khrebta u nego ne bylo, i nikakikh vnutrennos-
tey u nego ne bylo. Nichego ne bylo! Tak chto
ne ponyatno, o kom idet rech'.
Uzh luchshe my o nem ne budem bol'she govorit'.

I. Pushkin

It's hard to say something about Pushkin to a person who doesn't know anything about him. Pushkin is a great poet. Napoleon is not as great as Pushkin. Bismarck compared to Pushkin is a nobody. And the Alexanders, First, Second and Third, are just little kids compared to Pushkin. In fact, compared to Pushkin, all people are little kids, except Gogol. Compared to him, Pushkin is a little kid.

And so, instead of talking about Pushkin, I would rather talk about Gogol.

Although, Gogol is so great that not a thing can be said about him, so I'll talk about Pushkin after all.

Yet, after Gogol, it's a shame to have to talk about Pushkin. But you can't say anything about Gogol. So, I'd rather not say anything about anyone.

(So I tell another story)

Semyon Semyonovich, having put on his glasses, looks at a pine tree and sees that a peasant is sitting in that tree and shaking his fist at him.

³ Tekstovi (pjesme/priče/skice Danila Harmsa, navedeni su kronološki i to na onom jeziku na kojemu se izvode u skladbi. Svi tekstovi navedeni su u cijelosti (originalu), iako su se pri skladanju određeni dijelovi ponavljali ili izostavljali, a ponekad su umetnute rečenice koje nisu njihov dio.

Semyon Semyonovich, having taken off his glasses, looks at the pine tree and sees that nothing is in the tree.

Semyon Semyonovich, having put on his glasses, looks at the pine tree and again sees a peasant sitting in the pine tree and shaking his fist at him.

Semyon Semyonovich, having taken off his glasses, again sees that nobody is sitting in the tree.

Semyon Semyonovich, having put on his glasses again, looks at the pine tree again, sees that a peasant is sitting in the pine tree and is shaking his fist at him.

Semyon Semyonovich doesn't want to believe in this phenomenon and decides that it was an optical illusion.

II. Anegdote

(korišteni dijelovi iz tekstova prethodnog broja)

III. Marriage

KOKA BRIANSKY I'm getting married today.

MOTHER What?

KOKA BRIANSKY I'm getting married today!

MOTHER What?

KOKA BRIANSKY I said I'm getting married today.

MOTHER What did you say?

KOKA BRIANSKY To-day -- ma-rried!

MOTHER Ma? What's ma?

KOKA BRIANSKY Ma-rri-age!

MOTHER Idge? What's this idge?

KOKA BRIANSKY Not idge, but ma-rri-age!

MOTHER What do you mean, not idge?

KOKA BRIANSKY Yes, not idge, that's all!

MOTHER What?

KOKA BRIANSKY Yes, not idge. Do you understand! Not idge!

MOTHER You're on about that idge again. I don't know what idge's got to do with.

KOKA BRIANSKY Oh blow you! Ma and idge! What's up with you? Don't you realise yourself that saying just ma is senseless.

MOTHER What did you say?

KOKA BRIANSKY Ma, I said, is senseless!

MOTHER Sle?

KOKA BRIANSKY What on earth is all this! How can you possibly manage to catch only bits of words, and only the most absurd bits at that: sle! Why sle in particular?

MOTHER There you go again -- sle.

IV. Optical illusion

/

V. Room

They said to Myshin: -- Hey, Myshin, get up!

Myshin said: -- I won't get up -- and continued to lie on the floor.

Then Kalugin came up to Myshin and said: -- If you don't get up, Myshin, I will make you get up.

-- No -- said Myshin, continuing to lie on the floor.

Selizneva went up to Myshin and said: -- Myshin, you are for ever sprawling about the floor in the corridor and you interfere with us walking backwards and forwards.

-- I have been interfering and I shall keep on interfering -- said Myshin.

-- Well, you know -- said Korshunov, but Kalugin interrupted him and said:

-- What's the point of carrying on long conversations about it! Call the militia!

They called for the militia and called a militiaman.

The militiaman arrived after half an hour with the caretaker.

-- What's going on here? -- asked the militiaman.

-- How do you like this! -- said Korshunov, but Kalugin interrupted him and said:

-- This is the situation. This citizen lies here on the floor all the time and interferes with us walking along the corridor. We've tried telling him this and that...

But at this point Kalugin was interrupted by Selizneva, who said: -- We've asked him to go away, but he doesn't go away.

-- Yes -- said Korshunov.

The militiaman went up to Myshin.

-- You, citizen, why are you lying here? -- asked the militiaman.

-- I'm resting -- said Myshin.

-- Resting here is not good enough, citizen -- said the militiaman. --

Where do you live, citizen?

-- Here -- said Myshin.

-- Where's your room? -- asked the militiaman.

-- He's registered in our flat, but he doesn't have a room -- said Kalugin.

-- Wait a minute, citizen -- said the militiaman -- I'll have a word with him now. Citizen, where do you sleep?

-- Here -- said Myshin and tap the floor

-- Allow me to -- said Korshunov, but Kalugin interrupted him and said:

-- He doesn't even have a bed and he sprawls right on the bare floor.

-- They've been complaining about him for a long time -- said the caretaker.

-- It's absolutely impossible to walk along the corridor -- said Selizneva -- I can't keep stepping over a man for ever. And he sticks out his legs on purpose, and he sticks out his hands, and he lies on his back and looks up. I come back tired from work, I need a rest.

-- And I can add -- said Korshunov, but Kalugin interrupted him and said:

-- He lies here at night, as well. Everyone trips over him in the dark.

I tore my blanket because of him.

Selizneva said: -- He's always got tin-tacks and things falling out of his pocket. It's impossible to walk barefooted down the corridor, or before you know where you are -- you will step on something.

-- They wanted to set him alight with kerosene the other day -- said the caretaker.

-- We did pour kerosene over him -- said Korshunov, but Kalugin interrupted him and said:

-- We only poured kerosene over him to scare him, but we weren't going to set light to him.

-- Oh no, I wouldn't have a man burned alive in my presence -- said Selizneva.

-- But why is this citizen lying in the corridor? -- the militiaman suddenly asked.

-- That's a fine how do you do! -- said Korshunov, but Kalugin interrupted him and said:

-- Well, because he hasn't got any other living space: here's where I live, in this room, and she's in that one, and that one's his, and so Myshin lives here, in the corridor.

-- That's not good enough -- said the militiaman. -- Everyone should be lying in their own living space.

-- But he hasn't got any other living space, except in the corridor -- said Kalugin.

-- That's just it -- said Korshunov.

-- And so he goes on lying here -- said Selizneva.

-- That's not good enough -- said the militiaman and went away, together with the caretaker.

Korshunov leaped over to Myshin.

-- What about that? -- he yelled. -- How did you like that, then?

-- Wait -- said Kalugin. And, going up to Myshin, he said: -- Did you hear what the militiaman said? Get up from the floor!

-- I won't get up -- said Myshin, still lying there on the floor.

-- Now he will deliberately and furthermore and for ever keep on lying there -- said Selizneva.

-- Definitely -- said Kalugin with some irritation.

And Korshunov said: -- I don't doubt it. *Parfaitement!*

VI. Red haired Man

There was a red-haired man who had no eyes or ears.

Neither did he have any hair, so he was called red-haired theoretically.

He couldn't speak, since he didn't have a mouth. Neither did he have a nose.

He didn't even have any arms or legs. He had no stomach and he had no back and he had no spine and he had no innards whatsoever. He had nothing at all!

Therefore, there's no knowing whom we are even talking about.

In fact it's better that we don't say any more about him.

Režijski plan:

Scenografija je slobodna, no preporuča se što manje artefakata. Nužan je jedan centralni projektor. Za II. broj potrebna je jedna stolica za violončelista i četiri pulta. Za IV. i V. broj potrebne su stolice i statisti.

I. Overture

Solisti (S, A, T, B) se nalaze "u rupi" s orkestrom. Čim uvertira završi, upućuju se prema pozornici zajedno s instrumentalnim solistima (flauta, klarinet, violončelo, trombon). Pjevači izlaze na pozornicu pri kraju drugog broja, a instrumentalni solisti u trećem broju.

I. Puskhin

Odmah nakon završetka uvertire, na (praznu) pozornicu izlazi glumac i drži svoj monolog. Kako je naznačeno u partituri, prema kraju ovog broja na pozornicu diskretno izlaze solisti. Glumcu postavljaju pitanja navedena u partituri. Prije samog završetka broja, u jedan ugao diskretno se dodaje pult za flautisticu. Svi odlaze s pozornice pri samom kraju broja.


II. Anegdote

Flauta solo započinje *attacca*. Uz njezin početak, obasjava ju jedan snop svjetla. Pri njenom prestanku sviranja, on se gasi, i pali se novi snop koji osvjetljava sopranisticu i njeno kretanje prema flautistici. Svjetlost se pali i gasi ovisno o tome svira li flautistica ili se sopranistica kreće prema njoj. Za to vrijeme, neprimjetno se dodaju još 3 pulta i jedna stolica za violončelo.

U trenutku nastupa violončela, sopranistica je došla do flautistice. Započinja dijalog violončela i tenora koji se odvija na isti način što se tiče pokreta i osvjetljenja. Nakon toga, po istom principu odvija se dijalog klarineta i alta. Bas i trombon, koji se pojavljuju posljednji, od početka su "ujedinjeni" odnosno na istom su mjestu.

Kretanja na pozornici mogu se skicirati ovako:

1.



2.



3.



4.



5.



Tijekom posljednjih 30 sekundi ovog broja, svi instrumenti prestaju svirati. Solistički instrumenti s pozornice tada polako skupljaju svoje stvari i odlaze.

III. Marriage

Svađa između soprana i ostalih pjevača. Nije više potrebno osvjetljenje prisutno u prethodnom broju. Slobodno kretanje po pozornici. Na kraju broja, tenor se ruši na pod i ostaje ondje ležati.

IV. Optical Illusion

Za vrijeme trajanja videa, pjevači i statisti donose stolce i sjedaju tako da promatraju tenora koji leži na podu. Alt, nakon ulaska statista, odlazi sa pozornice.

V. Room

Sopran, bas i dva glumca okupljeni su oko tenora koji leži na podu. Statisti promatraju scenu i reagiraju kako je naznačeno u partituri (smijeh uz orkestar/elektroniku). Alt dolazi (uloga policajca) prema oznaci u partituri. Tenor ne ustaje s poda.

Tijekom ovog broja novi statisti ulaze i polažu one koji sjede na stolicama u obrnuti položaj. Na to statisti (koji sjede) ne reagiraju već nastavljaju gledati u strop kao da se tamo odvija radnja.



Na kraju ovog broja (završni pljesak) tenor ustaje i odlazi s ostalima do ruba pozornice (dva glumca odlaze) kao da će se nakloniti za završetak. Svi ostaju zamrznuti u ovom položaju.

VI. Red haired man

Solisti pjevači stoje i dalje na rubu pozornice. Ukočeno, hladno izgovaraju naznačen tekst, gledaju u točku iznad publike, ne miču se s mjesta.



B

20

Picc. *p* 3 3 3 3 3 3 3 3

Fl. (1st flute) *mp* *f* *mp* *ff*
(sub.) 3 3 3

Ob. *mf* *f* *p* *pp* *mf* *ff*

Cl. *mf* *f* *mp* *mf* *ff*

Sax. *mf* *f* *mf* *ff*

Bsn. 1 3 2 3 3 7 *mp* *f* *p* *mp* 3 3 7 *ff*

Hn. *f* *mp* *ff*

Tpt. C *mp* *f* Tap nails on bell at random *mp* *mp* *ff*

Tpt. B *mp* *f* *mp* *ff*

Tbn. *mp* *f* Tap nails on bell at random *mp* *mp* *ff*

B. Tbn. *mp* *f* Tap nails on bell at random *mp* *mp* *ff*

Tba. *mp* *f* *p* Tuba *mp* *ff*

Timp.

Bass Drum *pp*

Mar.

Hp. *mf* *gliss.* (l.v.) *ppp* *gliss.* *gliss.* (l.v.) *ff*

S. *p*

A. *p*

T. *ff* By!! (whistle) a 2 *mf* *pp*

B. *ff* By!! 3 1 (whistle) *mf*

B continue to do random fast glissando, do it with increasing speed and frequency!

Vln. I *mf* *f* *p* *mf* *ff*
sul pont. (div.) (ord.)

Vln. II *mf* *f* *p* *mf* *ff*
random fast glissando, do it with increasing speed and frequency!

Vla. *mf* *sf* *mp* *gliss.* *gliss.* *mp* *ff*
col legno batutto solo

Vc. *mf* *sf* *mp* *p* *ff*
tap on the body of instrument with fingers, at random

Db. *mf* *sf* *mp* *p* *ff*
col legno batutto

35

Fl. *p* *f* *p* *f*

Ob. *p* *f* *p* *f*

Cl. *p* *f* *p* *f*

Sax *p* *f* *p* *f*

Bsn. *p* *f* *p* *f*

Hrn. *p* *f* *p* *f*

Trpt C *p* *f* *p* *f*

Trpt B *p* *f* *p* *f*

Tbn. *p* *f* *p* *f*

B. Tbn. *p* *f* *p* *f*

Tba. *p* *f* *p* *f*

Timp. *f* *f*

Cym. Cymbals *p* *f* Temple Blocks *p* *f* Cymbals *p* *f* Temple Blocks *p* *f*

Mar. *f* *f*

Hp. *ff* *ff*

S. *f* Byl Ry - zhy tk! Byl Byl Byl O - din Byl

A. *f* Byl Ry - zhy tk! Byl Byl O - din Byl Byl *(.)* *odin ryzhy chelovek, u kotorogo ne bylo* Byl

T. *f* O - din *f* O - din

B. *f* O - din *f* O - din

Vln I *gliss.* *p* *f* *gliss.* *p* *f* (behind the bridge)

Vln II *gliss.* *p* *f* *gliss.* *p* *f* col legno batutto

Vla. *gliss.* *p* *f* *gliss.* *p* *f* col legno batutto

Vc. *pizz.* *p* *f* *gliss.* *pizz.* *p* *f*

Db. *pizz.* *p* *f* *gliss.* *pizz.* *p* *f* col legno batutto

58 **E** *pp* *rit.*

Fl.

Ob.

Cl.

Sax.

Bsn.

Hr.

Tpt. C.

Tpt. B.

Tbn.

B. Tbn.

Tba.

Timp. *p* l.v.

Cym.

Mar.

Hp.

S.

A.

T.

B.

(breathing; teeth shut, tongue in position to pronounce an 's' sound)

E *p* *rit.* noise with paper turn pages

Vln. I

Vln. II

Vla.

Vc.

Db.

turn pages!

col legno batutto

turn pages!

col legno batutto

turn pages!

noise with paper turn pages

F
Quasi senza misura *
(♩=60)

67

Fl.
Ob.
Cl.
Sax.
Bsn.
Hn.
Tpt. C
Tpt. B
Tbn.
B. Tbn.
Tba.

Quasi senza misura *
F ♩=60

Vln. I
Vln. II
Vla.
Vc.
Vc.

* performers (in the group) are free to interpret the rythm. However, they must not play together

G
In misura
♩=60

Fl. *(mf)* *ppp* *(mf)* *ppp*

Ob. *(mf)* *ppp* *(mf)* *ppp*

Cl. *(mf)* *ppp* *(mf)* *ppp*

Sax. *ppp*

Bsn. *(mf)* *ppp* *(mf)* *p subito* *ppp*

key clicks

Hr. *(mf)* *ppp* *(mf)* *ppp*

Tpt. C. *(mf)* *ppp* *(mf)* *p subito* *ppp*

Tpt. B. *(mf)* *ppp* *(mf)* *p subito* *ppp*

Tbn. *(mf)* *ppp* *(mf)* *p subito* *ppp*

B. Tbn. *(mf)* *ppp* *(mf)* *p subito* *ppp*

Tba. *(mf)* *ppp* *(mf)* *p subito* *ppp*

key clicks

Gently tap the instrument with small metal object (coin)

Timp. *pp*

Y = = combine both, irregular circulation

Cym. Temple Blocks *p* Cabasa

Mar. Ratchet

Hp.

S. *(o)* whisper *(o)* whisper *(o)* (simile) *(o)*

A. *(o)* whisper *(o)* whisper *(o)* (simile) *(o)*

T. *(o)* whisper *(o)* whisper *(o)* (simile) *(o)*

B. *(o)* whisper *(o)* whisper *(o)* (simile) *(o)*

Byl odin ryzhiy chelovek, u kotorogo ne bylo glaz i ushey. U nego ne bylo i volos, tak chto ryzhim yego nazyvali uslovno.

Govorit' on ne mog, tak kak u nego ne bylo rta. Nosa tozhe u nego ne bylo. U nego ne bylo dazhe ruk i nog.

I zhivota u nego ne bylo, i spiny u nego ne bylo, i khrebra u nego ne bylo, i nikakikh vnutrennos- tey u nego ne bylo. Nichego ne bylo! Tak chto ne ponyatno, o kom idet rech'.

Nichego ne bylo! Tak chto ne ponyatno, o kom idet rech'. Uzh luchshe my o nem ne budem bol'she gorovit'.

Nichego ne bylo! Tak chto ne ponyatno, o kom idet rech'. Uzh luchshe my o nem ne budem bol'she gorovit'.

G
In misura
♩=60

Vln. I *col legno batutto* *p subito* *ppp* *(mf)* *pp* *gliss.* *gliss.* *gliss.* *gliss.* *gliss.* *gliss.*

Vln. II *(mf)* *ppp* *(mf)* *pp* *gliss.* *gliss.* *gliss.* *gliss.* *gliss.* *gliss.*

Vla. *(mf)* *ppp* *(mf)* *pp* *sul pont.*

Vc. *(mf)* *ppp* *(mf)* *p subito* *pp* *gliss.*

Vc. *(mf)* *ppp* *(mf)* *p subito* *pp* *gliss.*

94

Electronics

Fl. (combine previous model with key clicking) simile

Ob.

Cl. (combine previous model with key clicking) simile

Sax. *mp* *mp* *mf* *mp* *mf* *mp* *sf* *sf* *mp* *f* *p* *mp* *mf* *f* *mf* *gliss.* *mp*

Bsn. simile (combine previous model with key clicking)

Hn.

Tpt. C

Tpt. B

Tbn.

B. Tbn.

Tba.

Timp.

Cabasa

Ratchet

Hp.

S. simile

A. simile

T. simile

B. simile
(simile; inhale, exhale on letter "s", produce higher and lower sound)

Vln. I *gliss.* *gliss.*

Vln. II *gliss.* *gliss.* *gliss.* *gliss.*

Vla.

Vc.

Db.

100 **H** white noise

Electronics *ppp* (cresc. molto)

Fl. (cresc. molto)

Ob. (cresc. molto)

Cl. (cresc. molto)

Sax. *f* (cresc. molto) *ff* *ff*

Bsn. (cresc. molto)

Hn. (combine previous model with key clicking) (cresc. molto)

Tpt. C (cresc. molto)

Tpt. B (cresc. molto)

Tbn. (cresc. molto)

B. Tbn. (cresc. molto)

Tba. (cresc. molto)

Timp. (cresc. molto)

Cabasa (cresc. molto)

Ratchet (cresc. molto)

Hp. (cresc. molto)

S. (cresc. molto)

A. (cresc. molto)

T. (cresc. molto)

B. (cresc. molto)

H

Vln. I (cresc. molto)

Vln. II (cresc. molto)

Vla. (cresc. molto)

Vc. (cresc. molto)

Db. (cresc. molto)

I. Pushkin

Senza misura

Actor

It's hard to say something about Pushkin to a person who doesn't know anything about him.
 Pushkin is a great poet. Napoleon is not as great as Pushkin.
 Bismarck compared to Pushkin is a nobody.
 And the Alexanders, First, Second and Third, are just little kids compared to Pushkin.
 In fact, compared to Pushkin, all people are little kids, except Gogol. Compared to him,
 Pushkin is a little kid.
 And so, instead of talking about Pushkin, I would rather talk about Gogol.
 Although, Gogol is so great that not a thing can be said about him,
 so I'll talk about Pushkin after all.
 Yet, after Gogol, it's a shame to have to talk about Pushkin.
 But you can't say anything about Gogol. So, I'd rather not say anything about anyone.

Electronic

gliss.

ppppp *mp* *f subito*

3'

Actor

So I tell another story.

Semyon Semyonovich, having put on his glasses, looks at a pine tree and sees that a peasant is sitting in that tree and shaking his fist at him.
 Semyon Semyonovich, having taken off his glasses, looks at the pine tree and sees that nothing is in the tree.
 Semyon Semyonovich, having put on his glasses, looks at the pine tree and again sees a peasant sitting in the pine tree and shaking his fist at him.
 Semyon Semyonovich, having taken off his glasses, again sees that nobody is sitting in the tree.
 Semyon Semyonovich, having put on his glasses again, looks at the pine tree again, sees that a peasant is sitting in the pine tree and is shaking his fist at him.
 Semyon Semyonovich doesn't want to believe in this phenomenon and decides that it was an optical illusion.

Electronic

f *pp* *mp* *pp* *mp*

2'

Actor

Semyon Semyonovich, ayant mis ses lunettes, regarde un pin et voit qu'un paysan est assis dans cet arbre et lui serre le poing.
 Semyon Semyonovich, después de ponerse las gafas, mira un pino y ve que un campesino está sentado en este árbol y aprieta el puño.

Electronic

pp *mp* *pp* *mp* *pp* *mp* *pp* *mp*

S A B T

T qu'est ce que tu as dit? A was hast du gesagt? B ¿que dijiste? S What are you saying?

Actor

Semyon Semyonovich, ayant mis ses lunettes, regarde un pin et voit qu'un paysan est assis dans cet arbre et lui serre le poing. las gafas, mira un pino y ve que un campesino está sentado en este árbol, having taken off his glasses

Electronic

mp *f*

S A B T

Semyon Semyonovich, having put on his glasses, looks at a pine tree and sees that a peasant is sitting in that tree and shaking his fist at him. Semyon Semyonovich, having taken off his glasses, looks at the pine tree and sees that nothing is in the tree. (read fast as possible, repeat)

20'

II. Anegdote

Senza misura, liberamente

The score consists of the following systems:

- System 1:** Measures 1-10 (10'). Flute starts with *fff*. A box highlights a melodic fragment with the instruction "use these elements at random". The system ends at measure 13 (3') with the instruction "(going forward) (approaching the flutist)*".
- System 2:** Measures 13-15 (8'). Flute starts with *fp*. Dynamics include *mp*, *sf*, and *mp*. The system ends at measure 17 (2') with the instruction "(going forward)".
- System 3:** Measures 17-20 (7', 3', 3', 4'). Flute starts with *f*. Dynamics include *mp*, *mf*, and *f*. The system ends at measure 24 (4') with the instruction "(going forward)".
- System 4:** Measures 24-28 (5', 3', 4'). Soprano has a "(stop)" instruction. Flute starts with *mp < sf*. Dynamics include *mf*, *f*, and *mf*. The system ends at measure 32 (4') with the instruction "(going forward)".
- System 5:** Measures 32-39 (12). Soprano sings "Se - - m". Flute starts with *p*. Dynamics include *p*, *f*, *mf*, and *p subito*. The system ends at measure 41 (3') with the instruction "(going forward)".
- System 6:** Measures 41-46 (15). Soprano sings "Seeeee - em!". Flute starts with *p*. Dynamics include *mp*, *p*, and *pp*. The system ends at measure 47 (3') with the instruction "(going forward)".

*Solo Flute-Soprano, Solo Violoncello-Tenor and Solo Clarinet-Alto are pairs: singers slowly approach their player while they are not singing. Use light on players so it seem they disappear during their 'pausa'.

38

S. *fp* *fp* *fp* waa waa waa

Fl.

A. *mf* Se! myoon *gliss.*

Cl. (on stage) *p* *mf* *fp* *gliss.* *gliss.* *gliss.* slap

T. *f* *Se!*

Vc. *f* pizz.



42

S. *mp*

Fl. *mp*

A. (going forward)

Cl. *sf* *sf* *f* *p* *mp*

T. *p* SSSS

Vc. *p*



45

S.

Fl.

A. (going forward) *mp* *sf* Se!

Cl. *mf* *ff* *mp* *gliss.* *gliss.* *gliss.* *mf* col legno batutto

Vc. *p*

49

3' 3' 3' 4' 4

S. whistle

Fl. (irregular gliss. with voice, half closed throat imitating distortion) *ppp*

A. *f* (random gliss.) Seezszezs *pp subito*

Cl. *ff* *pp subito*

T. *ppp* sul. pont. arco

Vc. *ppp*



53

6' 6'

S. *ppp* whistling

Fl. (continue to play those two harmonics: feel free to do irregular changes) *ppp*

A. (irregular "ssss" with speed changing -cresc. and decresc.) *mp* ssssssss

Cl. *ppp*

T. *ppp* whistling

Vc. *ppp* (nat. harmonic gliss.)

B. (on stage) *mp* So, a - no - ther sto - ry So,

Tbn. (on stage) *mp*

6'

55

ff (continue with model from bar 53) *ff*

S. semjon semjonovic!!! st!

Fl.

A. *ff* (continue with model from bar 53) *ff*

Cl.

T. *ff* (continue with model) *ff*

Se-tk-sz Se!

Vc. (continue with model) *ff* pizz. pizz. *ff*

B. *ff* *ff*

I will TELL! a-no-ther I have to find STO! ry This is SE-mjon a - no- ther

Tbn.



7'

58

S. $\frac{4}{4}$

Fl. $\frac{4}{4}$

T. SSSS (more and more irregular: ssszssss) $\frac{4}{4}$

Vc. sul pont. molto $\frac{4}{4}$ ord.

B. *cresc. molto* $\frac{4}{4}$

Se - - - mjon Se - - -

Tbn. *cresc. molto* $\frac{4}{4}$

61 In misura ♩=100

S **f** waa waa wa Se!

Fl. **f**

A. **f** Seseseseses Seseseseses Seseseseses

Cl. **f**

T. **f** gliss. See See tk! tk!

Vc. **f** gliss. gliss. pizz.

B. **f** mjon! n - no!

Tbn. **f** gliss.

In misura ♩=100



64

S waa waa Se! Se-mjon! waa wa waa

Fl. **f**

A. **f** seseseseses CZCCZCZCZCZ

Cl. **f**

T. **ff** Se - tk - cz Se - tk - cz Se gliss. Se - tk - cz CZCCZCZCZCZ

Vc. **ff** pizz. arco pizz. arco gliss. **ff** pizz. col legno batutto

B. **f** se-mjon! se-mjon! **mp** gliss. **f**

Tbn. **f** **mp** gliss. **f**

67 *f* (sempre)

Soprano (on stage) wa! Se Se - mjon! Put! See

Flute (on stage) *f* (sempre)

Alto (on stage) *f* (sempre) sesesesese Take!

Clarinet in B \flat (on stage) *f* (sempre)

Tenor (on stage) *f* (sempre) st! My floor! My floor!

Violoncello (on stage) *f* (sempre) pizz. 3 pizz. 3

Bass (on stage)

Trombone (on stage)

Flute (2) *f* 3 hit floor with a foot

Oboe (1) *f* 3 hit floor with a foot

Clarinet in B \flat (1) *f* turn pages * hit floor with a foot turning pages

Trumpet in B \flat (2) *f* turn pages * hit floor with a foot turning pages

Bassoon (2) *f* turn pages * hit floor with a foot turning pages

Marimba *mf* Temple Blocks 3 hit floor with a foot To Mar. Marimba

Cowbell *mf* To Cow. Wind Chimes To Cym. Cymbals Cymbals

Harp *f* 3 3 3 turn pages B \sharp A \sharp

Violin I (6) pizz. *f* col legno batutto *mf* col legno batutto *f* col legno batutto *mf*

Violin II (4) pizz. *f* col legno batutto *mf* col legno batutto *mf* col legno batutto *f* col legno batutto *mf*

Viola (4) pizz. *f* col legno batutto *mf* col legno batutto *f* hit floor with a foot *mf* foot *mf*

Violoncello (3) pizz. *mf* 3 3 col legno batutto *f* 3 hit floor with a foot *mf* hit floor with a foot *f* hit floor with a foot *mf*

Double Bass (3) pizz. *f* col legno batutto *mf* 3 3 pizz. *f* hit floor with a foot *mf* hit floor with a foot *f* hit floor with a foot *mf*

*like earlier, in fast tempo use one piece of paper and produce given rhythm by flipping it back and forth

72

S. mjon! put Gla - sses! put glass Hey!

Fl. why not? why not? put them

A. why not? why not? put them

Cl. why not? why not? put them

T. no! Floor Shel

Vc. pizz. pizz. Floor Shel pizz. pizz.

B. *f* (sempre) here! here Sto-ry new New!

Tbn. *f* (sempre)

Fl. turn pages turn pages

Ob. turn pages turn pages

Cl. turn pages turn pages

Tpt. turn pages turn pages

Bsn. turn pages turn pages

Mar. Temple Blocks To Mar. Marimba

Cym. Wind Chimes Cymbals To Cow.

Hp. C# B# Ab B#

Vln. I pizz. *mf* col legno batutto

Vln. II pizz. *mf* col legno batutto

Vla. *f* pizz. *mf* arco

Vc. *f* *mf* pizz. arco

Db. *f* *mf* pizz. arco

78

S
waa
You are blind blind bli - ind! Gla - ass! put them oo - on! bli - ind man! pu - ut! look! tre - ee tree? no!

Fl.
A.
bli - ind ma - an why not? no - o! see tree See tree! No! bli - ind why not? why not?

Cl.
T.
marri - age no! maa no! she! marri - age? no! bli - ind who? she no! Marria - ge no! no!

Vc.
B.
Sto - ry There is A - no - ther sto - ry ther is a - no - ther sto - ry sto? sem - jon new new sto - ry yes!

Tbn.

Fl.
Ob.
Cl.
Tpt.
Bsn.
Mar.
Cym.
Cowbell Brake Drum Cowbell Cymbals Brake Drum Cowbell Cymbals

Hp.
Vln. I
Vln. II
Vla.
Vc.
Db.

gliss. pizz. arco sf

86

S yes! bli - ind! put on gla - sses! bli - ind man! old bli - ind! ma - an! wa! scscsc

Fl. *gliss.*

A Yes! tree why not? Bli - ind! No si - lly She is si - lly! scscsc yes

Cl. *gliss.*

T she no! she no! no! A - no - ther no! sto - ry sto - ry ma - rriage

Vc. *gliss.* *pizz.*

B there is al - ways there is al - al - ways story! is there ? Tell

Tbn. *gliss.*

Fl. *gliss.* *tr.* *gliss.* *gliss.* *gliss.*

Ob. *gliss.* *tr.* *gliss.* *gliss.* *gliss.*

Cl. *gliss.* *tr.* *gliss.* *gliss.* *gliss.*

Tpt. *gliss.* *tr.* *gliss.* *gliss.* *gliss.*

Bsn. *gliss.* *tr.* *gliss.* *gliss.* *gliss.*

Mar. *gliss.* *tr.* *gliss.* *gliss.* *gliss.*

Cym. Cowbell Cymbals Brake Drum Cowbell Cymbals

Hp. *gliss.* *tr.* *gliss.* *gliss.* *gliss.*

Vln. I *pizz.* *arco* *gliss.* *gliss.* *pizz.* *arco* *gliss.* *gliss.* *pizz.* *col legno batutto* *pizz.* *arco* *gliss.* *gliss.*

Vln. II *pizz.* *arco* *gliss.* *gliss.* *pizz.* *arco* *gliss.* *gliss.* *pizz.* *col legno batutto* *pizz.* *arco* *gliss.* *gliss.*

Vla. *pizz.* *arco* *gliss.* *gliss.* *pizz.* *arco* *gliss.* *gliss.* *pizz.* *arco* *gliss.* *gliss.* *pizz.* *arco* *gliss.* *gliss.*

Vc. *arco* *gliss.* *gliss.* *pizz.* *arco* *gliss.* *gliss.* *pizz.* *arco* *gliss.* *gliss.* *pizz.* *arco* *gliss.* *gliss.*

Db. *arco* *gliss.* *gliss.* *pizz.* *arco* *gliss.* *gliss.* *pizz.* *arco* *gliss.* *gliss.* *pizz.* *arco* *gliss.* *gliss.*

92

S We! Bli - in ma - an wa! you are blind! Bli - ind scscsc a - wa! a - no - therman! Ma - rriage! Ma - rriage for him? No Blind man!

A scscsc she no spe - ak! I don't under - sta - and! her she si - lly she!

T ma - rriage I will die Floor Ma - rriage no scscsc cscscsc sto - ry sto - ry? scscsc

B me scscsc one new sto - ry go a - no - therrrr a - no - ther sto - ry sto - ry

Senza misura 30' In misura $\text{♩} = 60$

Simile *fff* *fff* *fff* *fff*

attacca

III. Marriage

In misura
♩=60

Senza misura
approx 5'

Timpani

Marimba

In misura
♩=60

Senza misura
(sarcastic)

Soprano (on stage)

Alto (on stage)

Tenor (on stage)

Bass (on stage)

I'm ge-tting ma-rried!

I'm ge-tting ma-rried to-day

What?

What?

What?

What?

I said I'm getting married today.

In misura
♩=60

5

Timp.

Mar.

In misura
♩=60

(hysterical)

mp (clearly, sharply)

S

A

T

B

I'm getting married!

I'm getting married!

I'm getting married!

I'm getting ma-rried!

to-day

What?!

What?!

What?!

8

Timp. p

Mar. mp Bongos Cymbals mp

S mp (clear, sharp whisper) mp
To - day, ma - rried!

A mp 3
What did you say?

T

B mp (clear, sharp whisper)
Ma? what is ma?

11

Timp. p

Cym. Bongos Cymbals mp

Mar. p

S mf 3 (annoyed) mf *gliss.*
Ma - rri - age! Not idge, but maa - rriage!

A

T mf (annoyed)
Idge? what's this idge?

B

14

Timp. *mf*

Cym. *mf*

S *ff* Yes, not idge, that's all!!!

A *mf* (confused, annoyed)
What do you mean, not idge?

T

B Yea

Senza misura

approx. 8'

16

Timp. *p* sub. *fp* *f* (dead stroke)

Cym. *mp* *f* *fp*

S *ff* (close to nervous breakdown) **Senza misura**
Yes, not idge! Do you un-der-stand, not idge!

A (supportive) Yea

T What?! What?!

B (calmly, in disbelief, innocent)
You're on about that idge again.
I don't know what idge's got to do with.

In misura
 20 ♩ = 60

Timp. *f*

T. Bl. Cymbals *ff* Marimba *fppp* *gliss.*

In misura
 ♩ = 60

S *ff* (Angry) (hysteric)

Blow you! Ma and idge! What's up with you? Don't you realise yourself that saying just ma is Sense- less!!

A (in disbelief, "high pitch" question) (mockingly)
 What did you ...? She is nuts...

T (in disbelief, "high pitch" question)
 What did you say?

B (sarcastic)
 She? What did she said?

22 (precisely)

Timp. *mf* *fp* *sf*

Cym. (precisely) *mf*

S *mf* (clear, short, precisely) *ff* (hysteric)

Ma, I said, is sense - less!!!

A (calmly) (turn to soprano waiting for the answer)
 She?

T (turn to soprano waiting for the answer)

B (turn to soprano waiting for the answer)

24

Timp. *p* *cresc. molto* *f* *p* *f* *mf*

Cym. (softly) (softly) *p* *mf* *cresc. molto*

S *ff* (nervous breakdown) *mf* (fast and angrily) *ff* (hysteric) *mf* (hysteric) *ff* (in disbelief) *6*

What on earth is all this! How can you possibly manage to catch only bits of words, and only the most absurd bits at that! sle!?! why sle in par-ti-cu-lar?!

A

T

B

Senza misura

26

Timp. 4-5' 2-3' 4-5' 6-7'

Cym. To W.Ch. Wind Chimes l.v.

S (frozen) Watching the Tenor lying on the floor, starting to take chairs and sit on them to watch him more carefully.

A There she goes again... sle. (frozen) Watching the Tenor lying on the floor, starting to take chairs and sit on them to watch him more carefully.



T (frozen) (Suddenly inhale, put his hand on his heart, fall on the floor - dead) (Dead, lying on the floor)


B *pp* (Short laugh) (frozen) Watching the Tenor lying on the floor, starting to take chairs and sit on them to watch him more carefully.

pssssssssss

attacca

IV. Optical illusion





In misura
♩=60

Quasi senza misura

Picc. *mp* *p*

Fl. *mf* *mp*

Ob. *mp*

Cl. *mp*

Bsn. *mp*

Hn. *mp*

Tpt.

Tbn.

Bongos *mf* 3 3

Mar. *mf* 3

Actor1

S. *f*
My-shin! My-shin! You are for e-ver spraw-ling a-bout the floor and you int-er-fere with us wal-king back-wards and for-wards

A.

T.

B.

Actor2

Hp. *mf* *gliss.* *mf* *gliss.*

In misura
♩=60

Quasi senza misura

Vln. I *sf*

Vln. II *sf*

Vla. *sf*

Vc. *sf*

Db. *sf*

(pizz.) *p* *mf*

(pizz.) *p* *mf*

28

Picc. *mf*

Fl. *mf*

Ob. *mf*

Cl. *mf*

Bsn.

Hn.

Tpt.

Tbn. *mf* *gliss.*

Crot. *mp*

Mar.

Actor1

Actor2

S. *mp/mf* (to herself) 3
it's ab-so-lu-tely im-po-sib-le to walk a-long the co-rr-i-dor co-rr-i-dor?

A.

T.

B.

Hp. *mp* 3 Db 3 D \sharp 3

Vln. I *pizz.* *mp* 3 3 3 3 3

Vln. II *pizz.* *mp* 3 3 3

Vla. *pizz.* *gliss.*

Vc. *pizz.* *gliss.*

Db.

(trying to outloud)
The militiaman arrived after half an hour!

What's going on here?

Senza misura

Senza misura **In misura** $\text{♩} = 60$

Picc. *mf*

Fl. *mf*

Ob. *mf*

Cl. *mf*

Bsn.

Hn.

Tpt.

Tbn.

Cym. *mf* Crotales To Cym. Cymbals To Crot.

Mar. *mf*

Actor 1 said Korshunov, but Kalugin interrupted him and said:

S. *mf* *mf* *mf*
He always got Tin-tacks and things falling out of his pocket. It's impossible to walk barefooted down the corridor, or you will step some-thing!

A.

T.

B. *f*
Yea! Yea! Yea!

Actor 2 He lies here at night, as well. Everyone trips over him in the dark. *f*
Yea! Yea!

Hp.

Senza misura **In misura** $\text{♩} = 60$ pizz. *mf*

Vln. I *mf* **Senza misura**

Vln. II *mf*

Vla. *f*

Vc. *f*

Db. *f*

65 (Senza misura) (In misura)

Picc.

Fl.

Ob.

Cl.

Bsn.

Hn.

Tpt.

Tbn.

Crot.

Mar.

Actor1

S.

A.

T.

B.

Actor2

Hp.

Vln. I

Vln. II

Vla.

Vc.

Db.

said the militiman.

We even wanted to set him alight with kerosen the other day

That's not good enough

Everyone should be lying in their own living space

mf *3* *3* (hysteric) *3* *3* *3* *3* *3*

Ke-ro- sene? Did you say..? What did you say? What did you say? What did you say? What did you say?!

arco *mf* *arco* *mf*

6

Picc. *f* 3 *mf* 3

Fl. *mf* *f* 3 *mf* *f* 3 *mf* 3

Ob. *f* 3 *mf* 3

Cl. *mf* *mf* 3

Bsn. *mf* *mf* 3

Hn. *mf* *mf* *f* 3

Tpt. *mf* 3

Tbn. *p* *mf* 3 *p* *mf* 3

B. Tbn. *p* *mf* 3 *p* *mf* 3

Tba. *p* *mf* 3 *p* *mf* 3

Timpani *p* *mf* *p* *mf* Applause *mf* 3 Timpani

T. Bl. Temple Blocks *mf* 3 Cymbals 3 Temple Blocks 3 3 3 In misura *mp* 3 *mp* *sf*

Mar. *mf* 3 (slow clapping)

S. *pizz.* 3 *pizz.* 3 *pizz.* 3

A. *pizz.* 3 *pizz.* 3

Vla. *arco* *pizz.* 3 *arco* *pizz.* 3

Vc. *pizz.* 3 *pizz.* 3 *pizz.* 3

Db. *arco* *pizz.* 3 *arco* *pizz.* 3 *pizz.* 3 *pizz.* 3

Electronics

Senza misura 5' In misura ♩=60

Applause

Clarinet in B \flat

Key clicks *mf*

Key clicks *mf*

Applause *mf* 3

Harp Applause *mf*

Applause *mp* *sf*

col legno batutto *mp* *sf*

hit the instrument *mf* hit the instrument *mf*

(without emotions, straight, clear)
There was a red-haired man
who had no eyes or ears.

14 (Senza misura) (In misura) *gliss.* Senza misura 5' 2' 3

Picc. *mf sf*

Fl. *gliss. mf sf*

Ob. *mf*

Cl. *gliss. mf sf*

Bsn. *gliss. mf sf*

Hn. *mf* Key clicks

Tpt. *mf* Key clicks

Tbn. *mf*

B. Tbn. *mf*

Tba. *mf* Key clicks (slow clapping)

Timp. *mf p*

T. Bl. *mp sf mf*

Mar. *mf*

S. (without emotions, straight, clear) He couldn't speak, since he didn't have a mouth. Neither did he have a nose.

A. (without emotions, straight, clear) Neither did he have any hair, so he was called red-haired theoretically.

T. (without emotions, straight, clear) Neither did he have any hair, so he was called red-haired theoretically.

B.

Hp. *mp sf* Applause Harp *mf*

Vln. I *mp sf* *gliss.* *pizz.*

Vln. II *mp sf* *col legno batutto*

Vla. *mf*

Vc. *mf sf* *col legno batutto*

Db. *f*

Electronics

In misura ♩=60

20

Picc. *sf*

Fl. *sf* Applause *mf* *gliss.* *mf* *sf*

Ob. *sf* Applause *mf* *gliss.* *mf* *sf*

Cl. *sf* *gliss.* *mf* *sf*

Bsn. Applause *mf* *gliss.* *mf* *sf*

Hn. Key clicks *mf* Key clicks *mf* Key clicks

Tpt. Key clicks *mf* Key clicks *mf* *gliss.*

Tbn. Applause *mf* Key clicks *mf* *mp*

B. Tbn. *mf* *mf* *mp* *gliss.*

Tba. Applause *mf* *mf* *mp* *gliss.*

Timp. Applause *mf* *sf* Timpani *p* *mf*

T. Bl. *sf* *mp* *mp* *sf* *mp* *3* *mp* *sf*

In misura ♩=60

Mar. *sf*

S. (without emotions, straight, clear)
He didn't even have any arms or legs. He had no stomach and he had no back and he had no spine and he had no innards whatsoever. He had nothing at all!

A.

T. He had nothing at all!

B. (without emotions, straight, clear)
He had nothing at all!

Harp Applause *mf* Harp *gliss.* *mf* *sf*

Vln. I *sf* sul pont. ----- ord. *gliss.* *mf* *sf*

Vln. II Applause *mf* Applause *mf* *sf* hit lightly body of the instrument with the wooden part of a bow

Vla. Applause *mf* Viola *mf* *sf*

Vc. *sf* pizz. *mf* *3* *sf* col legno batutto *mf* *sf*

Db. Applause *mf* *3* *mf* *sf* Double Bass

Electronics *gliss.* *gliss.*

Senza misura

(lights slowly off)

28

Picc. *mf* *gliss.* *sf* *f* *gliss.* *sf*

Fl. *mf* *gliss.* *sf* *f* *gliss.* *sf*

Ob. Key clicks *mf* *gliss.* *sf* *f* *gliss.* *sf*

Cl. Key clicks *mf* *gliss.* *sf* *f* *gliss.* *sf*

Bsn. Key clicks *mf* *gliss.* *sf* *f* *gliss.* *sf*

Hn. Key clicks *mf* *gliss.* *sf* *f* *gliss.* *sf*

Tpt. Key clicks *mf* *gliss.* *sf* *f* *gliss.* *sf*

Tbn. Key clicks *mf* *gliss.* *sf* *f* *gliss.* *sf*

B.Tbn. *mf* *gliss.* *sf* *f* *gliss.* *sf*

Tba. *mf* *gliss.* *sf* *f* *gliss.* *sf*

Timp. *mp* *f* *mp* *f* *ff*

T. Bl. *mp* *mf* *sf* *f* *sf*

Mar. *mp* *mf* *f*

S. He had nothing at all!

A.

T. Therefore there's no knowing whom we are even talking about. In fact it's better that we don't say any more about him.

B.

Hp. *mp* *mf* *sf* *f* *sf*

Vln. I hit lightly body of the instrument with the wooden part of a bow *mf* *gliss.* *sf* *f* *gliss.* *sf*

Vln. II hit lightly body of the instrument with the wooden part of a bow *mf* *gliss.* *sf* *f* *gliss.* *sf*

Vla. hit lightly body of the instrument with the wooden part of a bow *mf* *gliss.* *sf* *f* *gliss.* *sf*

Vc. col legno batutto *mf* *gliss.* *sf* *f* *gliss.* *sf*

Db. pizz. *mf* *gliss.* *sf* *f* *gliss.* *sf*

Electronics *gliss.*

Senza misura

Dodatak: objašnjenje elektronike u broju IV. Optical Illusion

Electronics1:

Kreiran je *patch* u programu Max/MSP. Postavke objekta *filtergraph* povezane su sa čitačem boja u videu. Boje određuju detalje objekta *filtergraph* i s obzirom na njih, mijenja se propusna frekvencija.

U nastavku je prikazano nekoliko primjera:¹



Za verziju i mogućnost dodatnog manipuliranja frekvencija pomoću boja, kreirana je verzija istog *patcha* koja omogućava označavanje dio slike ("klikanje" mišem ili čak prelaskom mišem po slici) pri čemu se frekvencija mijenja prema označenom mjestu. Ovo je napravljeno čitačem za piksele. Rezultat je dinamičnije mijenjanje frekvencije ovisno o intervenciji i želji onoga koji upravlja elektronikom. Oba *patcha* moguće je i kombinirati.

Electronics2:

Radi se o unaprijed snimljenom bijelom šumu koji se postepeno pojačava. Moguće je uklopiti ovaj zvuk u rezultat dobiven iz *Electronics1* ili, ovisno o tehničkim mogućnostima prostora za izvedbu, napraviti različite izlazne kanale (npr. prednji zvučnici- *Electronics1*, zvučnici sa strane ili odostraga- *Electronics2*).

¹ Ovo nije prikaz čitavog *patcha*: radi se o pojednostavljenom prikazu prezentacije